



17


21

..

10 12

12 22

17 19 19 20 16 16 18
19 19 17 18 16 17 18
19 19 20 16 17 17
16 21
21 14 15 16
18
20



2007 19 23
2008 10 15
 21



--

: Hiroshima University Program of Specified Education and Study

R

--

)

)




20

20

123





18



21

	122	61	188
58	34	24	
187	91	122	
31	20	33	
46	30	20	
166	56	23	
292	72	115	
148	25	166	
38	13		

16

227 76 69
 69 35 13



21

 127 39

 115 63 21

53 34

 176 95 19

 74 48

155 52

 71 30

 53 23

168 69 35

 67 38

 16

 27 16

 110 63 26

47 34 11

 114 92 48

 74 48

155 52

 52 30 26

 53 23

168 69 35

 67 38

 16

 27 16

 312 88

21

22



18


16



22

11.5

	21					10.9	173	1,582					
2.5	39					24		0.1	25	34	11.5	35	
44	31.9	45	54	33.7	55	64	22.8						
					21			522				33.0	





19 (18)

22

21 12



76


75

30

16

1,820

20





20

18

17



17 21
18
18 21

1.05
1.05
0.92
1.06
1.06
0.88
1.04
0.85
1.09
0.54
1.03
0.75
1.04
1.00
1.04
1.07
5.06
1.17
1.24
0.79

Q 94
Q 91
1. 19
Q 87
1. 07
1. 69
1. 25
1. 80
1. 17
1. 16
1. 18

1. 72
Q 70
1. 27
Q 73
Q 58
Q 63
1. 64
Q 53
Q 87
Q 54
Q 64

1. 07

Q 95

Q 45



18

21

18 464 19

51

549 20 164

21

18



14

LIVE

Average

Grade Point



98

20

24

234

526

768

36

16

19

16

18

19

18

20

21

18

33 5

83 1

20

38 7

84



100
60

90

80 89

70 79

60 69



19

10

18

20



11



20

17

next or

16

)

(

19

e-learning

17

20

21

14

21


15

16

21

21






37.4

87.2



18 21 10

11 18 25





27


43



1, 820

281

20








25 0 36 5



10

16



10

10

10

11

11

18

16

19

16

18

19

18

16

()

19

e-learning

19

21

20

17

17

16

21

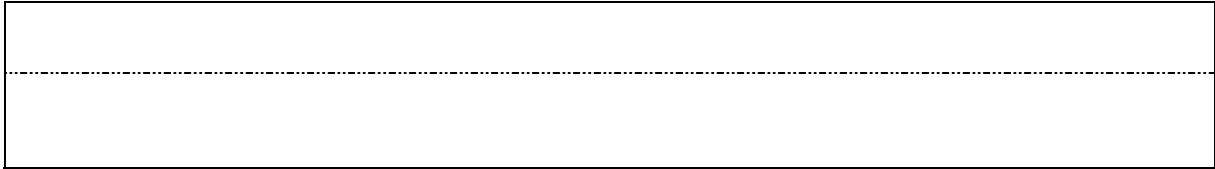
21

21
21

14
15

16

21



16 20
84 1 84 9 66 7 85 7 85 6 90 5 41.5 46 8
48 5 64 9 60 4 92 3
85 2 86 2 64 3 85 7 85 7 88 1 39 7 43 1
37.7 55 2 47.5 85 7
20
215 401 600 30 120
30 24 121 162

16 20 87.0 96 9 81.6 96 7 81.4
96 8 95 4 100 93 7 100 100 90 0 100
92 3 100 18 21 25 0 36 5



16 20
3 1 3 2
20
3 4 3 6
18 20
18 71.0 20 67.1
19 19
51.6 61.3
38.7
90.1 91.6 84.9



16 20 83.3 91.7
57.1 100 92.4 95.5 70.1 89.9 66.3 98.5
33.9 36.7 11.6 15.3
16 20 117
175



17
59.0
19 50.0
69.0
89.0
17 93.0 19 92.0

--

--

30

20

34 2
33 2 38 7 24 1
54 6 52 5 41 7
58 1 37 6
47 8 14 5
90 4 84 5 84 0 89 3 86 7 92 0
87 6 88 9 74 3 77 1 90 6

21 974

20 353

20 30
2 65 1, 134 (100)
15

e-learning

21

22

17 () 18 19 15 22

353

20

166 322

348

331, 485

20

41.7

58.1

87.6

88.9



12

232

km

12

20

37.6

14.5

74.3

90.6



392
20

20
20

143

639
27

11
520

649
351

101
202

20

10

20

16

420

50

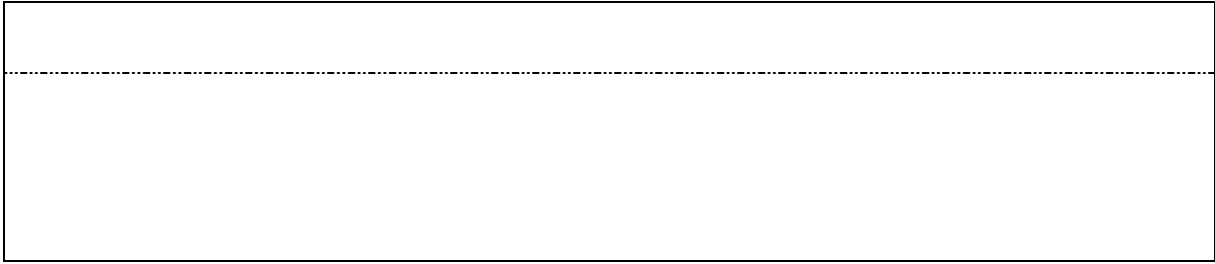
200

50

18

20

Ý



803,370

15,844

118,829

244,009

485,992

16

20

41.7

58.1

87.6 88.9



18

54 4

49 3

88 2



20

54 6

52 5

41. 7

58 1

37. 6

47. 8

14 5

86 7

92 0

87. 6

88 9

74 3

77. 1

90 6



2, 150

1, 047

352

277

583

406

207

248

32

82

18

20

300

3 374

19 15 22 21 22 17 () 18
639,219 1,199,021 182,899
337,141

5,852 20 13,258 20

20 54.6 52.5

86.7 92.0

--

--

--

20



	18				20			
264					19			
		20	11	26		1,429		12
43	1,661							



16

20

72

64

10
10
10

10

20	180,133,541	
17,444,349	197,577,891	
36,218,117	15,220,321	51,438,438
	17,735,407	

10

16

10

10

20

63,121,405

64,130,251

1,008,845

2,006,511

4,898,696

10

11

11

11

11

11

41

20

30

18

21

11

11

41

11

11

10

11

11

11

2008

11

11

20

11

16

11

24

(11)

(12)

28

11

(36)

48

57

61

15

16

HSIM

16

18

10,978

4,521

12

4,124

1,789 (

222)

14

15

15

()

(1)
(2)
(3)
(4)
(5)

()

()

*	
*	
*	
*	
*	
*	
*	
*	
*	
*	
*	10
*	11
*	
*	
*	
*	
*	
*	
*	
*	
*	
*	
*	
*	10
*	11
*	12

2008

AO

(H PROSPECTS(R))

GPA

LIVE

80

LIVE

WebCT100

FD

LAN

Web

75

H PROSPECTS (R)

H PROSPECTS (R)

FD

FD

FD

TA

	16				16
19		2,000			
	16		19	53,000	
				18,000	
				19,000	
			()	

