

10

11

29

SPLENDOR PLAN 2017

35

100

100

28

AKPI®

BKPI®

30

AKPI®

()

W

W

17

()

3

SPLENDOR PLAN 2017

29

36

75

29

https://www.hiroshina-u.ac.jp/about/business_info/third_term

29

https://www.hiroshina-u.ac.jp/about/HU_self_evaluation/univ_evaluation/report

10

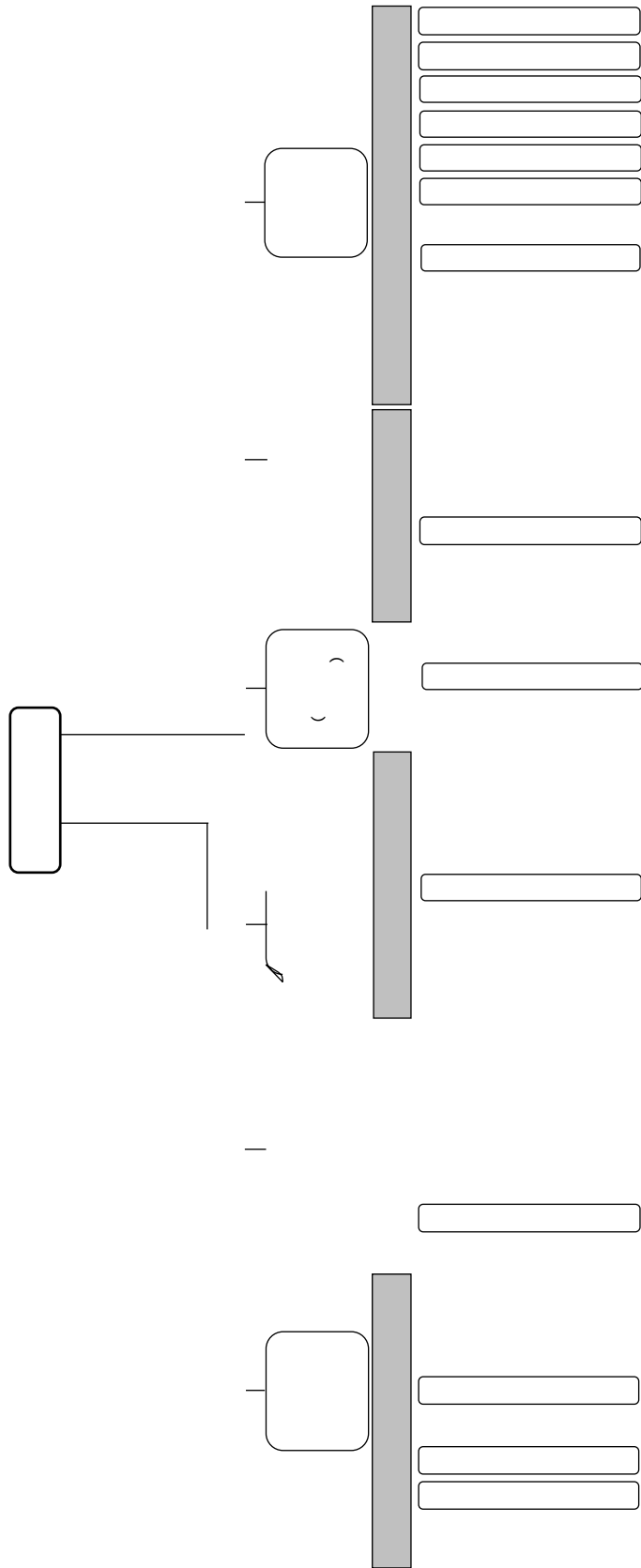
100

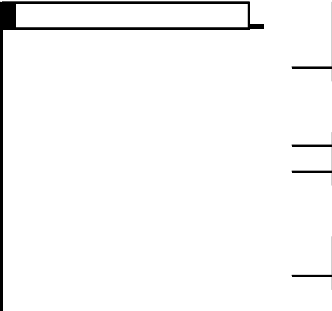
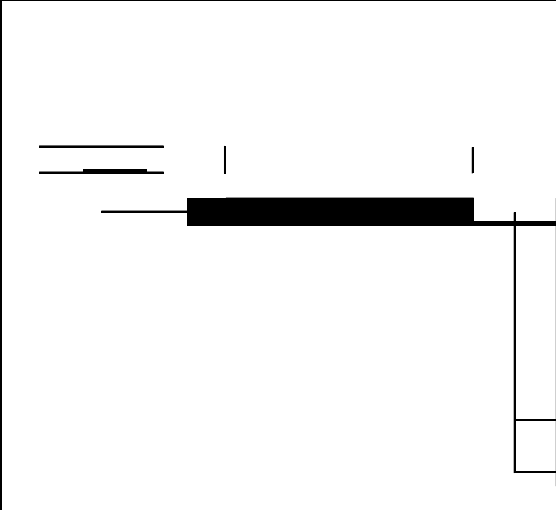
100

11	50		
15			10
16			
21		10	15
24			2012
27			
29	SPLENDOR PLAN 2017		

--

--





--	--

--	--



--

--

--

1

5

--

https://www.hiroshina-u.ac.jp/about/public_info/other_public_info/financial_affairs/financial_info

	177,412,770,146		41,657,830,142
	176,401,029,983		22,951,876,700
	96,864,928,886		4,671,438,180
	57,000,000		12,942,836,000
	98,107,044,608		440,890,731
	45,344,654,403		440,890,731
	16,757,811		274,012,931
	7,125,769,027		376,775,600
	4,628,219,786		15,987,825,767
	531,743,440		19,944,318
	502,484,649		5,884,702,992
	52,904,000,678		6,233,403,533
	43,578,082,343		3,849,774,924
	13,837,885,640		
	1,156,856,696		
	1,011,740,163		57,645,655,909
	21,361,320,159		
	6,079,939,645		147,215,368,427
	8,055,680,000		147,215,368,427
	5,199,842,573		14,354,083,000
	26,342,047		8,267,148,969
	1,999,515,894		141,128,434,396
	198,774,090,305		198,774,090,305

https://www.hiroshina-u.ac.jp/about/public_info/other_public_info/financial_affairs/financial_info

(A)	73,311,309,155
	71,687,614,684
	4,169,221,919
	4,663,608,546
	19,280,344,823
	1,084,574,048
	38,996,711,641
	3,493,153,707
	1,346,004,340
	223,383,678
	54,306,453
(B)	74,755,419,374
	25,443,942,354
	8,704,992,635
	29,232,330,159
	11,374,154,226
(C)	134,915,470
(D)	-
B-A+C+D	1,579,025,689

29		476	0.3%	141,128				
				2,240	6.2%	38,521		
				1,053				
29		483	0.7%	73,311				
				131	2.9%	4,664	2.1%	19,280
29		1,021	1.4%	74,755				
				1,031		3.7%	29,232	
	210	0.8%	25,444				127	2116.7%
							117	1.6%
								7,301
14				13				134
		29		526		1,579		
29				1,038	18.7%	6,586		
				598	2.1%	28,957		
245	1.0%	25,490				90	1.2%	7,327
							224	(0.9%)
								24,582
29				1,393	52.9%	4,027		
						11,200		
						6,800		
	3,457							
29				150	6.8%	2,041		
				200	277.8%	272		
		35	3.3%	1,014				
						118	55.1%	332
29				1,385	4.5%	29,465		
						1,031	3.7%	29,232
		590	686.0%	676				
				455	0.6%	71,688		

	25	26	27	28	29
	213,828	210,706	205,514	200,995	198,774
	68,171	66,609	62,603	59,391	57,646
	145,657	144,097	142,911	141,604	141,128
	71,986	74,799	74,783	72,828	73,311
	71,602	74,053	74,649	73,734	74,755
	642	897	4	1,053	1,579
	5,322	4,143	4,469	5,548	6,586
	6,979	1,033	4,749	2,634	4,027
	2,073	1,310	2,143	2,191	2,041
	3,161	4,961	2,538	3,261	3,780
	32,542	34,291	34,423	30,850	29,465
	30,375	32,703	31,174	28,337	27,705
	72,348	75,000	74,811	72,844	73,325
	41,973	42,296	43,637	44,506	45,620
	2,483	2,491	2,456	2,396	2,289
	25		17		
	2	2	2	0	2
	42	2	1	0	0
	120	48	54	29	7
	1,416	1,573	737	86	676
	911	618	91	171	139

180
1,031 3.7% 332 29,232 405 2.1%
19,280 434 3.1% 14,513 78
1,130

	25	26	27	28	29
	164	1,224	447	152	180
	235	460	598	1,052	1,130
	467	1,005	2	1,761	1,862
	215	173	178	188	195
	79	73	54	51	28
				126	128
	408	299	369	344	381
	15	17	17	6	133
	384	747	134	906	1,444

45,076 2,485 5.2%
1,541 7.1% 20,310
1,150 19.7% 4,685

			147,619		2,446	1.7%	
				1,878	5.5%	32,436	
				364	7.3%	4,641	
348	17,400.0%	350			2,450	83.1%	500
	6,556	437.1%	8,056				

	25	26	27	28	29
	55,098	52,963	50,231	47,561	45,076
	155,569	152,781	151,845	145,173	147,619
	125,080	122,378	121,722	115,027	117,886

28

BEM

BEM-j

120

400

29

29

22

BEM-

BEM-

29

29

29

29

10

16

29

66

310

29

411

38

CSIR

LoI Letter of Intent

VG

VG

17

()

()

28

653

110

36

75

29 12

30

216 37,918

29

60

28

2,700

23

D4

C

30

X CT

NMR

28

AKPI®

2 2

16 2

30

31

22 3

18,697,434,434 52 3

8,511,284,635 23 8

8,535,928,297 23 9

21,450,295,873 63 3

3,772,304,610 11. 1

3,364,111,426 9. 9

5,296,254,896 15. 6

)

10

60

10

29

29

29

29

29 10

NCU

11

28

10

J1

29

30

29

22

29

30

29

ARO Academic Research Organization
translational research
ARO

IR Investor

Relations

30

30

REDCap Research Electronic Data Capture

29,232,330,159 83.1

5,947,370,420 16.9

19,280,344,823 55.1

14,513,427,193 41.5

1,205,452,674 3.4

180,475,889

29 4 1

30 3 31

(A)	3,899,197,666
	13,862,344,664
	15,891,865,419
	3,936,752,465
	0
	3,013,071,921
	351,769,636
	571,910,908
	29,232,330,159
	349,605,000
	134,720,125
B	1,052,138,465
	1,146,263,706
	38,499,759
	0

		0
		132,625,000
		0
		0
		0
	C	1,749,114,822
		272,160,000
		331,950,000
		1,013,694,155
		206,765,871
		461,689,208
		0
		0
		7,175,593
	D=A+B+C	1,097,944,379
	E	97,606,448
		296,408,297
		419,801,499
		394,014,745
		419,801,499
	(F=D+E)	1,195,550,827

	3,899	442		
	468		1,031	
	1,052	329		30
	28		29	
	237			
19	1,749			29
	1,346			462
	1,098			
	285			476
	170	507		

28

91,115,614	46.9					46,729,862	24.0
56,662,809	29.1				164,830,476	51.2	
		92,825,090	28.8		64,469,417	20.0	
		11					
							29
							13
					SSH		
							SSH
				29	30		
SSH							
						2,190,902,959	86.4
				343,675,943	13.6		
2,544,681,286	87.3					342,397,768	11.7
28,557,741	1.0						

35

100

SPLENDOR PLAN 2017

HMAS2

Tenasek Junior College

2016

100

		-	
		4	28 4
		0	2,360
		4	

		-	
		2	29 2
		14	
		16	